


Space Telescope

Planet Earth

READING JUICE for KIDS

Non-fiction Reading in Science and Social Studies

Contents



4 About Reading Juice for Kids Series



6 **Unit 1** Sweet Midas **Science**



10 **Unit 2** Mayonnaise by Accident **Social Studies**



14 **Unit 3** Inside a Mommy's Tummy **Science**



18 **Unit 4** Living in Space **Social Studies**

22 **Vocabulary Check 1**



24 **Unit 5** Don't Kill Spiders **Science**



28 **Unit 6** Dog Attack! **Social Studies**



32 **Unit 7** Black Polar Bears **Science**



36 **Unit 8** Tiny but Dangerous **Social Studies**

40 **Vocabulary Check 2**





42 **Unit 9** Coral Reefs **Science**



46 **Unit 10** The Bermuda Triangle **Social Studies**



50 **Unit 11** Life is Everywhere **Science**



54 **Unit 12** The Little Black Lady Who Said No **Social Studies**

58 **Vocabulary Check 3**



60 **Unit 13** Racing Cheese **Social Studies**



64 **Unit 14** Chameleon Rock **Social Studies**




68 **Unit 15** Gloves for Ears **Social Studies**



72 **Unit 16** The Fingers of God **Social Studies**

76 **Vocabulary Check 4**

78 **Glossary**





Sweet Midas

Get Ready

1. What tastes sweet and what tastes sour?

lemon

banana

candy

vinegar

sweet

sour

2. Listen and repeat the sentences. 🍷

- a. My soup **tastes** too salty.
- b. It is a **miracle** that the blind girl can see again.
- c. You can **stick** the poster on the wall.
- d. The concert **lasts** for two hours.
- e. I am very **proud** of my test results.

Do you fight about eating vegetables with your mom? Then, here is some great news for you. There is a way to make anything taste sweet. You can simply eat “miracle fruit!”

The miracle fruit is an African berry. It does strange things to your taste buds. Taste buds are on your tongue. They tell your brain how the food in your mouth tastes.

Now, it is time to do the magic. Put the miracle fruit in your mouth and chew it for about a minute. The miracle fruit will stick to your taste buds. Then, the taste buds will tell the brain that everything you eat is sweet. That is how the miracle fruit tricks your taste buds. Sour lemons will taste just like sweet oranges. Even a bitter medicine will taste just like sweet candy. But be careful! The magic only lasts about an hour.

If you have the miracle fruit, you will not fear eating any vegetables or taking any medicines. You will love spinach and carrots. And your mom will be very proud of you.



Check Comprehension

Choose the correct answers.

1. What is the passage mainly about?

- a what the miracle fruit tastes like
- b how the miracle fruit works
- c why the miracle fruit tricks you

2. What will a bitter medicine taste like after eating the miracle fruit?



candy



lemon



pepper

3. According to the passage, which is true?

- a The miracle fruit is an African orange.
- b Your taste buds tell your brain the taste of the food.
- c The taste of sour lemon tricks your taste buds.

Fill in the blanks.

4. You have to _____ the miracle fruit for about a minute.

5. The magic of the miracle fruit _____ for an hour.

Build Vocabulary

Complete the sentences.

stick proud taste miracle

1. To make cookies _____ sweet, add extra sugar to the dough.
2. I felt _____ of myself after running a full marathon.
3. Tina and I will _____ together as friends forever.
4. It is a _____ if Mom lets me play video games late at night.

Organize Information

Complete the graphic organizer.

The Miracle Fruit Experiment


Eat _____.


The miracle fruit _____.

Eat a sour lemon.

The taste buds _____ the lemon is sweet.

Your brain believes _____.

 a sour lemon is sweet

 tell your brain

 the miracle fruit

 sticks to your taste buds

