


# READING JUICE PLUS

Developing comprehension skills and building vocabulary power

3




# Introduction

The Reading Juice Plus series will capture the interest and imagination of young English learners. Research has shown that one of the best ways for learners to improve their English proficiency simply by immersing themselves in high-interest passages. Since Reading Juice Plus is filled with engaging nonfiction stories, students will be eager to read more. The comprehension exercises that accompany each passage offer opportunities for learners to think, talk and write in English.

## Vocabulary

Essential vocabulary words are defined as a pre-reading activity. These words are boldfaced in every passage. Students can read the definitions and then see how each term is used within the text. Learning words in context is the most powerful way to master new vocabulary.

**UNIT 1** **The Voice of the Mona Lisa**



**Vocabulary**

Match the words and the correct definitions.

1. <b>construct</b>	=	a. to make by putting together parts
2. <b>portrait</b>	=	b. a painting, drawing or photograph of a person
3. <b>experiment</b>	=	c. a test
4. <b>gaze</b>	=	d. something that cannot be understood logically
5. <b>husky</b>	=	e. a person who is believed to be guilty
6. <b>mystery</b>	=	f. relating to crime
7. <b>suspect</b>	=	g. to look at for a long time
	=	h. low-voiced or deep-voiced

## Passage

The passages promote young minds' curiosity by offering a wide variety of topics that are fun to read and easy to teach. Since this nonfiction includes fascinating facts and details about people, places and events, learners will expand their knowledge base as well as their language skills.

Appealing text is vital in order to inspire and encourage students to strive for greater English fluency. Each passage is written in natural English at the appropriate proficiency level, and a word count is included. The teacher can use this information to determine how quickly students read the material. This nurtures both fluency and ease with written English.

Matsumi Suzuki is a scientist from Japan who studies voices. He uses computers to construct human voices. He usually uses his skills to help criminal investigators identify the voices of suspects. One day he decided to try to create a portrait of a woman in the Mona Lisa to hear the voice of the woman in the Mona Lisa.

Leonardo da Vinci's Mona Lisa is a portrait of a woman who is displayed in Paris. Thousands of people go to see the painting every day. They try to guess why she is smiling. The woman in the painting is probably 168 centimeters tall. Mr. Suzuki used this information to create a portrait of the woman in the Mona Lisa. Next, he put these numbers into a computer to help him create a portrait of the woman in the Mona Lisa. Vocal chords are the body parts that make sound. If Mr. Suzuki has an image of a person's vocal chords, his computer can recreate the voice.

The experiment was successful. The Mona Lisa spoke. With a deep, husky voice, she said, "My name is Mona Lisa. I am the most loved woman in the world, and I have a whole lot of mystery!" Suzuki also recreated the voice of the Mona Lisa's creator, Leonardo da Vinci. He said "The Mona Lisa is my greatest masterpiece."

Word Count: 200

## Skimming & Scanning

Each passage includes skimming and scanning questions to help learners improve their ability to quickly find specific information in the text. This activity gives students practice in a skill all readers use daily: identifying the key words from a question and then locating the associated information in the passage.

**Find where the following information is in the passage.**

1. what Matsumi Suzuki usually does
2. the painter of the Mona Lisa first mentioned in the experiment
3. the second step in the experiment

Line \_\_\_\_\_

Line \_\_\_\_\_

Line \_\_\_\_\_

## Comprehension

### Choose the correct answer.

- How does the author describe criminal investigations?
  - He recreates pictures of suspects' faces.
  - He recreates crime scenes.
  - He recreates how suspects sound.
- What have people been curious about?
  - how the woman in the Mona Lisa acts
  - how the woman in the Mona Lisa sounds
  - why the woman in the Mona Lisa is smiling
- Why did Suzuki need to know the woman's height?
  - to guess the size of her head
  - to guess the length of her nose
  - to guess the age of the painting
- Which is NOT true about the Mona Lisa?
  - The Mona Lisa attracts many people to Paris.
  - The Mona Lisa was painted by Leonardo da Vinci.
  - The Mona Lisa was re-painted by Suzuki.

### B Choose where the following sentences fit best in the passage.

- It helps police to catch the suspects easily.  
a. Ⓐ      b. Ⓑ      c. Ⓒ
- The painting is full of mysteries.  
a. Ⓐ      b. Ⓑ      c. Ⓒ
- Different people have different voices.  
a. Ⓐ      b. Ⓑ      c. Ⓒ

## Comprehension

Following each passage, multiple-choice comprehension questions evaluate the learners' understanding of the material. The main idea is always tested. The remaining questions require students to identify details, find information, draw conclusions, make inferences, and differentiate between facts and opinions. Additional comprehension exercises require the highest-level thinking skills such as deciding where to insert sentences in the passage or choosing which statement would best introduce or conclude the text.

## Vocabulary Expansion

Each passage's vocabulary expansion exercise strengthens learners' knowledge of the key words since they must truly understand each word's meaning to finish the word analogies or complete the cloze sentences and paragraphs. By doing these exercises learners will be able to "own" the words. Such ownership makes it more likely that students will use them in speaking and writing. Independent use of vocabulary words is the strongest indicator that a word has been learned—that is, stored in students' long-term memories.

## Vocabulary Expansion

### Choose the word that best completes the sentence.

- The researchers did an \_\_\_\_\_ experiment.  
a. equipment    b. agent    c. engraving
- It took more than 5 years to \_\_\_\_\_ the bridge.  
a. gaze    b. construct
- The man loved to \_\_\_\_\_ at the stars on clear nights.  
a. construct    b. study    c. gaze    d. watch
- The judge told the man to stop doing \_\_\_\_\_ acts.  
a. husky    b. suspect    c. detect    d. criminal
- Scientists try to understand the \_\_\_\_\_ of human body.  
a. mystery    b. middle    c. experiment    d. portrait

## Summary

Each unit concludes with a summary activity designed to activate the students' recall of the facts contained in the passage. To complete the summary, students must interpret information and then synthesize the main ideas and supporting details.

### Write a short summary of the passage with the correct information.

- \_\_\_\_\_ and vocal chords \_\_\_\_\_ the person in the portrait.
- \_\_\_\_\_ create a picture of \_\_\_\_\_ the result of the person in the portrait.
- \_\_\_\_\_ determine the \_\_\_\_\_ of a Portrait's Voice.

- \_\_\_\_\_
- \_\_\_\_\_
- \_\_\_\_\_
- \_\_\_\_\_

## Final Test

During the 1940s, a group of friends started to throw tomatoes at each other for unknown reasons in the street. As a result, everyone involving unknowingly onlookers who happened to join the fight had a great time. La Tomatina is a weekly festival. On the day of tomato battle, trucks with over a hundred tons of over-ripened tomatoes arrive in the center of town. Once the battle starts, the participants start to throw tomatoes of anything that moves and share good laughs and memorable moments. The battle lasts about an hour or so. After the battle is over, the town provides a fire truck to hose down squashed tomatoes on the street. It is the biggest food fight in the world. There is no winner, but all can have fun in the river of tomato juice.

According to the passage, which one is true about the festival?

- It is held for about a week.
- It is celebrated by tomato farmers.
- It became an official festival in 1940.
- It is the biggest battle in the world.

## Final Test for NEAT

The final test assesses students' academic achievement with the complete set of the Reading Comprehension part of NEAT.

## Vocabulary Booklet

This vocabulary booklet will help students improve their vocabulary.

Word	Definition
portrait	painting, drawing or photograph of a person
criminal	someone who has committed a crime
construct	to put together parts
mystery	something that cannot be understood
suspect	a person who is believed to be guilty
investigation	the act of examining something carefully
vocal	relating to the voice or to singing

# Contents



---

## UNIT 1

**The Voice of the Mona Lisa** ..... 6

## UNIT 2

**The Mystery House** ..... 10

## UNIT 3

**Polyglots** ..... 14

## UNIT 4

**Magic and Magician** ..... 18

## UNIT 5

**Birds with Big Feet** ..... 22

## CHECK UP 1

**Kitchen Superstitions** ..... 26

---

---

## UNIT 6

**La Tomatina** ..... 28

## UNIT 7

**Science of Crying** ..... 32

## UNIT 8

**The Island of the Dead** ..... 36

## UNIT 9

**Thriving Without Arms** ..... 40

## UNIT 10

**Weird Jobs** ..... 44

## CHECK UP 2

**Spider-Man Lizard** ..... 48

---

# READING JUICE PLUS 3

---

## UNIT 11

**The Truth about Bats** ..... 50

## UNIT 12

**Micro-Painting** ..... 54

## UNIT 13

**The Eiffel Tower** ..... 58

## UNIT 14

**Animal Dentist** ..... 62

## UNIT 15

**The Story of Ice Cream** ..... 66

## CHECK UP 3

**Sea Gypsies** ..... 70

---

## UNIT 16

**The History of Pizza** ..... 72

## UNIT 17

**Sherlock Holmes** ..... 76

## UNIT 18

**The Meaning of Games** ..... 80

## UNIT 19

**Mystery Meat** ..... 84

## UNIT 20

**The Winning Gymnast** ..... 88

## CHECK UP 4

**Bizarre Foods** ..... 92

---

## APPENDIX

**Reading WPM Graph** ..... 94

---



## Vocabulary

Match the words and the correct definitions.

- |   |            |   |     |   |
|---|------------|---|-----|---|
| 1 | portrait   | • | • a | to make by putting together parts             |
| 2 | criminal   | • | • b | a painting, drawing or photograph of a person |
| 3 | construct  | • | • c | a test  |
| 4 | gaze       | • | • d | something that cannot be understood logically |
| 5 | experiment | • | • e | a person who is believed to be guilty         |
| 6 | husky      | • | • f | relating to crime                             |
| 7 | mystery    | • | • g | to look at for a long time                    |
| 8 | suspect    | • | • h | low-voiced or deep-voiced                     |

Matsumi Suzuki is a scientist from Japan who studies voices. He uses computers to **construct** human voices. ① He usually uses his skills to help **criminal** investigations. He recreates the voices of **suspects**. ② One day he decided to do a very unusual **experiment** with a famous painting. Was it possible to hear the voice of a woman in a painting? ③

Suzuki chose the *Mona Lisa*. The *Mona Lisa* is a **portrait** of a woman by Leonardo da Vinci. ④ The painting is over 500 years old and hangs in a museum in Paris. ⑤ No one knows the woman's real name. Thousands of people go to Paris every year to **gaze** at her mysterious smile. They try to guess why she is smiling. Matsumi Suzuki wanted to know what the woman in the *Mona Lisa* sounds like. ⑥

First, he measured her mouth, nose, and eyes. ⑦ Next, he put these numbers into a computer to help him guess her height. ⑧ The woman in the *Mona Lisa* was probably 168 centimeters tall. Mr. Suzuki used this information to create a picture of the *Mona Lisa's* skull and vocal chords on the computer screen. ⑨ Vocal chords are the parts of the body that make sound. If Mr. Suzuki has an image of a person's vocal chords, his computer can recreate the voice.

The experiment was successful. The *Mona Lisa* spoke. With a deep, **husky** voice, she said, "My name is Mona Lisa. I am the most loved woman in the world, and I have a smile full of **mystery**." Suzuki also recreated the voice of the *Mona Lisa's* creator Leonardo da Vinci. He said "The *Mona Lisa* is my greatest masterpiece."


WORD  
COUNT 275

TIME

Record your reading time on the graph. p. 94

### Find where the following information is in the passage.

- 1 what Matsumi Suzuki uses to construct human voices Line \_\_\_\_\_
- 2 the painter of *Mona Lisa* is first mentioned Line \_\_\_\_\_
- 3 the second step of the experiment Line \_\_\_\_\_



## A Choose the correct answers.

- 1 What is the passage mainly about?
  - a re-creation of the *Mona Lisa's* appearance
  - b an experiment on constructing human voice
  - c a 500 year old painting in Paris
  
- 2 How does Suzuki help criminal investigations?
  - a He recreates pictures of suspects' faces.
  - b He recreates crime scenes.
  - c He recreates how suspects sound.
  
- 3 What have people been curious about?
  - a how the woman in the *Mona Lisa* acts
  - b how the woman in the *Mona Lisa* sounds
  - c why the woman in the *Mona Lisa* is smiling
  
- 4 Why did Suzuki need to know the woman's height?
  - a to guess the size of her head
  - b to guess the length of her nose
  - c to guess the age of the painting
  
- 5 Which is NOT true about the *Mona Lisa*?
  - a The *Mona Lisa* attracts many people to Paris.
  - b The *Mona Lisa* was painted by Leonardo da Vinci.
  - c The *Mona Lisa* was re-painted by Suzuki.

## B Choose where the following sentences fit best in the passage.

- 1 It helps police to catch the suspects easily.
  - a ①
  - b ②
  - c ③
  
- 2 The painting is full of mysteries.
  - a ④
  - b ⑤
  - c ⑥
  
- 3 Different people have different voices.
  - a ⑦
  - b ⑧
  - c ⑨





Choose the word that best completes each sentence.

- 1 The researchers did an \_\_\_\_\_ on live animals.  
a equipment      b application      c experiment      d engraving
- 2 It took more than 5 years to \_\_\_\_\_ a bridge.  
a gaze      b construct      c portrait      d observe
- 3 The man loved to \_\_\_\_\_ at the stars on clear nights.  
a construct      b study      c gaze      d watch
- 4 The judge told the man to stop doing \_\_\_\_\_ acts.  
a husky      b suspect      c detect      d criminal
- 5 Scientists try to understand the \_\_\_\_\_ of human body.  
a mystery      b riddle      c experiment      d portrait



**Summary** Complete the passage summary with the correct information.

- create a picture of the person's skull and vocal chords
- determine the height of the person in the portrait
- measure the eyes, nose and the mouth of the person in the portrait
- put the data into a computer

#### Steps to Create a Portrait's Voice

1. \_\_\_\_\_
2. \_\_\_\_\_
3. \_\_\_\_\_
4. \_\_\_\_\_