



SPARKLE

Level

2

STUDENT'S BOOK

Evridiki Dakos



Bookfort
PUBLISHING



STUDENT'S BOOK

Evridiki Dakos

CONTENTS

UNIT 1 Greetings	3
UNIT 2 Personal Pronouns	10
UNIT 3 Family	18
UNIT 4 Jobs	23
UNIT 5 The numbers 1 - 20	29
UNIT 6 How old are you?	36
UNIT 7 Vehicles	42
UNIT 8 In the Classroom	48
UNIT 9 Where is it?	58
UNIT 10 In My House	64
UNIT 11 Months	70
UNIT 12 Seasons	76
UNIT 13 Feelings	84
UNIT 14 Actions	91




Bookfort Ltd
International House, 24 Holborn Viaduct,
Holborn, London EC1A 2BN, United Kingdom
☎ 0207 183 6656
www.bookfortpublishing.com • info@bookfortpublishing.com

Baskı: Vadi Grafik Tasarım ve Reklamcılık Ltd. Şti.
İvedik Org. San. 1420. Cad. No: 58/1
Yenimahalle/ANKARA • Tel: 0 312 395 85 71
Sertifika No: 47479

UNIT 1 - Greetings

1 Listen, point and say the chant.



The chant of greetings

I say;
"Good morning!" in the morning,
But "Good afternoon!" after noon,
"Good evening!" in the evening,
And "Good night!" when I see the moon.





Now tell with me what we say,
All each other all the day.
"Good morning!" in the morning,
"Good afternoon!" after noon,
"Good evening!" in the evening,
And "Good night!" when we see the moon.

Now tell with me what we say again.
"Good morning!" in the morning,
"Good morning!"
"Good afternoon!" after noon,
"Good afternoon!"
"Good evening!" in the evening,
"Good evening!"
And "Good night!" when we see the moon.
"Good night!"



UNIT 1 - Greetings





2 Listen, point and say.



UNIT 1 - Greetings


3 Listen, point and say.

The life of Mr. Green




UNIT 1 - Greetings

4 Use the stickers and complete the dialogues.



UNIT 1 - Greetings

5 Use the stickers and complete the dialogues.



UNIT 1 - Greetings

6 Write the words.

lohel
hello

nmorign

eningve

noonrafte

hatnk oyu

adn uyo

nafi

doog

dgoobey

ighnt

ih

wlel

ohw rae ouy

UNIT 1 - Reflection Poster



7 What I love in Unit 1

A large rectangular grid of blue dots, intended for students to write their reflections. The grid consists of 12 columns and 18 rows of dots, forming a large empty space for text.



ACTIVITY BOOK

Evridiki Dakos



ACTIVITY BOOK

Evridiki Dakos

CONTENTS

UNIT 1 Greetings **3**

UNIT 2 Personal Pronouns **5**

UNIT 3 Family **9**

UNIT 4 Jobs **13**

UNIT 5 The numbers 1 - 20 **18**

UNIT 6 How old are you? **23**

UNIT 7 Vehicles **27**

UNIT 8 In the Classroom **30**

UNIT 9 Where is it? **33**

UNIT 10 In My House **36**

UNIT 11 Months **39**

UNIT 12 Seasons **45**

UNIT 13 Feelings **48**

UNIT 14 Actions **51**



Bookfort Ltd
International House, 24 Holborn Viaduct,
Holborn, London EC1A 2BN, United Kingdom
☎ 0207 183 6656
www.bookfortpublishing.com • info@bookfortpublishing.com

Baskı: Vadi Grafik Tasarım ve Reklamcılık Ltd. Şti.
İvedik Org. San. 1420. Cad. No: 58/1
Yenimahalle/ANKARA • Tel: 0 312 395 85 71
Sertifika No: 47479

UNIT 1 - Greetings



1 Correct the mistakes.

1. helo

hello

2. God mornign

3. ih

4. fina

5. Thank yoo

6. afternon

7. nayght

8. Godo nigt

9. wel

10. goodbye

UNIT 1 - Greetings



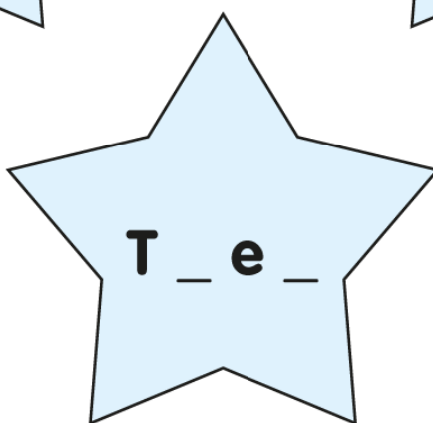


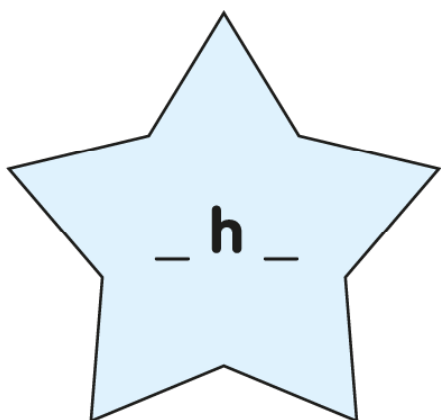
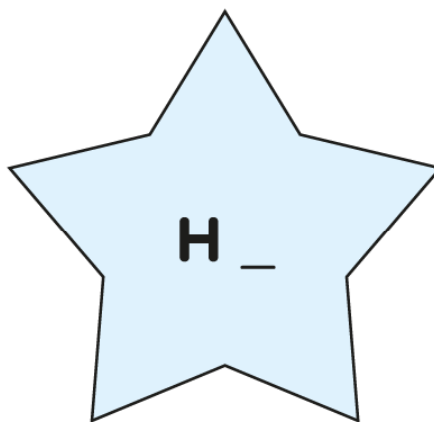

2 Find the words.

hello		hi		morning			afternoon					
night			goodbye			how are you						
fine				well			evening					
H	O	W	A	R	E	Y	O	U	R	E	B	W
Y	I	S	O	W	F	Z	F	M	V	V	G	E
F	W	A	X	H	N	M	Y	J	M	E	T	L
T	S	F	Z	Y	C	O	A	N	G	N	L	L
I	T	T	C	A	Q	R	T	T	S	I	U	X
T	E	E	T	O	W	N	H	S	P	N	O	Y
Y	R	R	M	O	T	I	E	R	S	G	P	H
F	S	N	P	E	Z	N	R	A	L	N	Q	I
I	X	O	B	Q	X	G	M	R	F	E	G	D
N	T	O	V	G	O	O	D	B	Y	E	X	E
E	Z	N	I	G	H	T	J	A	W	F	R	M
V	W	E	Q	D	C	X	Q	H	E	L	L	O

UNIT 2 - Personal Pronouns



1 Complete the pronouns.



UNIT 2 - Personal Pronouns



2 Match.

A matching exercise featuring various personal pronouns and verbs. The items are arranged as follows:

- Red circles containing: 'is' (top left), 'are' (middle left), 'am' (middle), 'is' (bottom left), 'are' (bottom right), and 'are' (bottom center).
- Yellow rounded rectangles containing: 'it' (middle left), 'You' (top right), 'She' (middle right), 'I' (middle), 'He' (bottom left), 'They' (bottom right), and 'We' (bottom left).

A red line connects the 'is' in the top-left red circle to the 'it' in the middle-left yellow rounded rectangle.

UNIT 2 - Personal Pronouns



3 Complete.

am is are

1. I _____ Sally.
2. You _____ Tom
3. He _____ John.
4. She _____ Kate.
5. It _____ Puffy.
6. We _____ Tim and Jane.
7. You _____ Sam and Lucy.
8. They _____ students.

I You He She it
We You They

1. _____ are _____ .
2. _____ am _____ .
3. _____ is _____ .
4. _____ are _____ .
5. _____ is _____ .
6. _____ are _____ .
7. _____ is _____ .
8. _____ are _____ .

UNIT 2 - Personal Pronouns



4 Find the words.

I You He She It									
We You They									
F	O	W	A	Z	E	Y	O	U	R
Y	I	S	O	W	F	Z	F	M	V
H	W	A	W	E	N	M	Y	J	X
Q	S	F	Z	Y	T	H	E	Y	G
I	T	S	H	E	Q	R	T	T	S
T	E	E	T	O	W	N	H	S	P
Y	R	R	Y	O	U	I	E	R	S