

# Writing Monster



Level  
**1**

# About Writing Monster

Writing Monster is designed for EFL learners ranging from pre-elementary school through elementary school. It guides students to expand their vocabulary and sentence knowledge and make them to write their own with the words and sentences.

Level	Key Words	Production
Writing Monster 1	6 (+ 4 extra words)	8 sentences writing
Writing Monster 2	8 (+ 4 extra words)	10 sentences writing
Writing Monster 3	8 (+ 4 extra words)	10 sentences writing

## • Unit Introduction & STEP 1 Word Practice

Introduces the type of writing, key words, and key sentence structure(s) of the unit.

Students get familiarized with the key words through various types of exercises.

Introduces the topic of the unit through Picture Reading.

Introduces the key words with pictures. Audio files are provided online and via mobile application.

Students are exposed to additional words through fun activities. They can share the words they know other than the ones introduced in the unit.

The screenshot shows the 'Ready for School' unit page. It features a cartoon girl in a bedroom with school supplies. Below the image are instructions: '1. Find 10 items.' and '2. What do you see in the picture?'. The 'Word Practice' section includes a 'Look and learn' step with six items: pencil, pencil case, eraser, crayon, ruler, and notebook, each with a picture and a label. To the right, 'STEP 1' includes a 'Complete and write' section with six items: eraser, ruler, pencil, pencil case, crayon, and notebook, each with a picture and a blank line for the word. At the bottom right, there is a 'MONSTER TIME' section with a monster character and a grid of words: scissors, glue, marker, and sketchbook.

## • STEP 2 Sentence Practice

**Sentence Practice**

I have a pencil.

Tip: a pencil = one pencil

1 Look and learn.

- I have a pencil case.
- I have an eraser.
- I have a crayon.
- I have a ruler.
- I have a notebook.

2 Choose and write.

- I have a notebook.
- I have a ruler.
- I have an eraser + a eraser.
- I have a pencil + a crayon.

3 Unscramble and write.

- have . a pencil case I
- a I pencil have

Introduces the key sentence structure(s) with illustrations.

Introduces the sentences that apply the key words in STEP 1. Simple grammar tips are provided.

Students practice the key sentence structure(s) through various types of exercises.

## • STEP 3 Writing Practice

**Writing Practice**

1 Look and stick.

EPISODE #1

2 Read and complete.

**Ready for School**

by Volt

I am a student.

I have a notebook.

I have

I am ready for school!

Students complete a sample writing based on the cartoon.

Students are exposed to a fun and silly cartoon about the monster characters that includes the key sentence structure(s). They are required to place the correct stickers or find the correct sentences for the empty conversation bubbles.

## • STEP 4 Writing Project

Students prepare to write their own piece of writing based on the materials in STEP 1 to 3. They are allowed to engage in a variety of activities, such as coloring or drawing pictures as they brainstorm in order to reduce the pressure of having to complete a brainstorming activity.

**STEP 1** 1 Are you ready for school? What do you have in your school bag?

**STEP 2** 2 Write on your own.

Ready for School

by \_\_\_\_\_  
name

I am a student.

I am ready for school!

Students write a rough draft of their writing. Students can experience various types of writing, such as journals, letters, posters, etc.

## • PROJECT 1 & 2

The Project section is provided at the end of every five units. Students apply the key words and key sentence structure(s) in a new topic.

**PROJECT 1** My Garage Sale

**STEP 1** Think about the topic.  
My Toys

**STEP 2** Circle the toys you have.  
a robot      a top  
a puzzle      a skateboard      inline skates  
a water gun      a dollhouse      a doll  
toy blocks      a yo-yo

**STEP 3** Make your sentences.  
I have \_\_\_\_\_.

**STEP 4** Write.  
\_\_\_\_\_’s Garage Sale  
I have a lot of toys.  
Please come and buy my toys!  
Saturday, April 9

**STEP 5** Read your writing. How is it?  
★★★★ Not bad.      ★★★ Good!      ★★★★★ Great!      ★★★★★ Perfect!

- **Portfolio Book**

A Portfolio Book is included at the back of the Student Book for students to rewrite a final copy of their writing. The Portfolio Book is perforated so that each page can be easily detached for display.



- **Free Mobile Web & Application**

Scan the QR code on the cover of the Student Book with your smartphone to access the audio files. Search “writing monster” from the Google Play Store to download the free application.





# CONTENTS

About the Monsters & About the Writer 8

**UNIT 1** **Journal** Ready for School 10

**Words** School Supplies

**Sentence** I **have** a pencil.

**UNIT 2** **Letter** Dear Dad 18

**Words** Toys

**Sentences** I **want** a doll.

I **don't want** a top.

**UNIT 3** **Short Story** Sports Day 26

**Words** Sports

**Sentences** I **can** play soccer.

I **can't** play tennis.

**UNIT 4** **Description** My Monster Friend 34

**Words** Body Parts

**Sentences** He **has** two eyes.

She **has** one nose.

**UNIT 5** **Description** My Friends 42

**Words** Personalities

**Sentences** He **is** funny.

She **is** grumpy.

**PROJECT 1** **Poster** My Garage Sale 50

<b>UNIT 6</b>	<b>Journal</b>	<b>My Family</b>	52
	Words	Jobs	
	Sentences	This is my dad. He is a doctor.	
<b>UNIT 7</b>	<b>Letter</b>	<b>Dear Mom</b>	60
	Words	Vegetables	
	Sentences	You like carrots. You don't like onions.	
<b>UNIT 8</b>	<b>Journal</b>	<b>Always Together</b>	68
	Words	Hobbies	
	Sentence	We read books together.	
<b>UNIT 9</b>	<b>Short Story</b>	<b>In the Ocean</b>	76
	Words	Sea Animals	
	Sentences	There is a turtle. There are two crabs.	
<b>UNIT 10</b>	<b>Journal</b>	<b>Today's Look</b>	84
	Words	Clothes	
	Sentence	I am wearing a red T-shirt.	
<b>PROJECT 2</b>	<b>Journal</b>	<b>Me and My Best Friend</b>	92
		<b>Picture Dictionary</b>	94

# About the Monsters



My name is Volt.  
I am a monster.  
I am five hundred years old.

 **Volt**



 **Turly**

My name is Turly.  
I am three hundred fifty years old.  
I am an elementary school student.



My name is Plop.  
I am an elementary school student.  
I am in the first grade.

 **Plop**

My name is Moo.  
I am four hundred years old.  
I am in the second grade.



 **Moo**



# About the Writer

Draw yourself.



My name is \_\_\_\_\_ .  
name

I am \_\_\_\_\_ .  
a boy / a girl / a monster

I am \_\_\_\_\_ years old.  
six / seven / eight / nine

I am \_\_\_\_\_ .  
a kindergartener / an elementary school student

I am in the \_\_\_\_\_ grade.  
first / second / third

This is my book.  
\_\_\_\_\_

\_\_\_\_\_  
signature

# Ready for School

TYPE Journal  
 WORDS School Supplies  
 SENTENCE I *have* a pencil.



- 1. Find Volt.
- 2. What do you see in the picture?



## Word Practice

1 Look and learn. 01



pencil




pencil case



eraser



crayon





ruler





notebook


## 2 Complete and write.


1.  eras r  
→ eraser

2.  r ler  
→ \_\_\_\_\_

3.  pe ncil  
→ \_\_\_\_\_

4.  p ncil ca se  
→ \_\_\_\_\_

5.  cray n  
→ \_\_\_\_\_

6.  note book  
→ \_\_\_\_\_

## MONSTER TIME

Do you know these words?  
Read and stick.



sticker

scissors

glue

marker

sketchbook



# Sentence Practice

I have a pencil.



Tip a pencil = one pencil

## 1 Look and learn. 02

1. I **have** a pencil case.


2. I **have** an eraser.

Tip a eraser (X)

3. I **have** a crayon.

4. I **have** a ruler.

5. I **have** a notebook.



2 Choose and write.

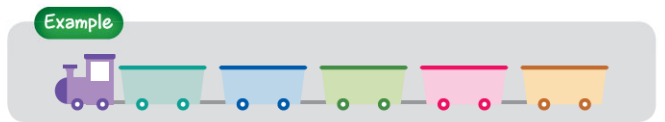
1.  I have a notebook.  
have • has


2.  \_\_\_\_\_ a ruler.  
I have • I has


3.  I have \_\_\_\_\_ .  
an eraser • a eraser

4.  I have \_\_\_\_\_ .  
a pencil • a crayon

3 Unscramble and write.






1.  → \_\_\_\_\_

2.  → \_\_\_\_\_



# Writing Practice

1 Look and stick.   03



2 Read and complete.


# Ready for School

by Volt



I am a student.

---




I have a notebook.

---



I have

---



I am ready for school!

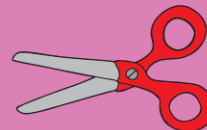
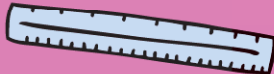

---





# Writing Project

1 Are you ready for school? What do you have in your school bag?



sketchbook

glue

scissors

marker



2 Write on your own.



# Ready for School

by \_\_\_\_\_  
name

I am a student.

---

---

---

---

---

---

---

---

---

---

I am ready for school!

---

