

Writing Monster



thebookfort
PUBLISHING

Level
3

About Writing Monster

Writing Monster is designed for EFL learners ranging from pre-elementary school through elementary school. It guides students to expand their vocabulary and sentence knowledge and make them to write their own with the words and sentences.

Level	Key Words	Production
Writing Monster 1	6 (+ 4 extra words)	8 sentences writing
Writing Monster 2	8 (+ 4 extra words)	10 sentences writing
Writing Monster 3	8 (+ 4 extra words)	10 sentences writing

• Unit Introduction & STEP 1 Word Practice

Introduces the type of writing, key words, and key sentence structure(s) of the unit.

Students get familiarized with the key words through various types of exercises.

Introduces the topic of the unit through Picture Reading.

The screenshot shows the 'Strange House' unit interface. At the top, it says 'UNIT 1 Strange House' and 'LEVEL 3 2050'. Below this is a large illustration of a house with various rooms. To the right, there's a 'STEP 1' section with two exercises. Exercise 1 is 'Correct the words' with eight items: 1. attic (misspelled as 'attin'), 2. kitchen (misspelled as 'kitchin'), 3. garage, 4. bedroom, 5. basement (misspelled as 'vaseament'), 6. bathroom, 7. living room, 8. garden. Below this is a 'MONSTER TIME' section with a monster character and a prompt: 'Check the words you know. Tell me the meanings.' with four boxes for 'porch', 'dining room', 'doghouse', and 'study'. At the bottom, there's a 'Word Practice' section with the instruction '1 Look and learn.' and eight small images of rooms: bedroom, living room, kitchen, bathroom, garden, garage, attic, and basement.

Introduces the key words with pictures. Audio files are provided online and via mobile application.

Students are exposed to additional words through fun activities. They can share the words they know other than the ones introduced in the unit.

• STEP 2 Sentence Practice

Sentence Practice

I see a T-shirt in the bedroom.

1 Look and learn.

- I see a piano in the living room.
- I see tomatoes in the kitchen.
- I see a water gun in the bathroom.
- I see bushes in the garden.
- I see a skateboard in the garage.
- I see a doll in the attic.
- I see bikes in the basement.

2 Look and write.

- I see a cap in the living room.
- shoes
- flowers
- a sandwich

3 Cross out and write.

- I see gloves in the attic. → I see gloves in the attic.
- I do not see bugs in the bathroom. →
- I see socks in the garage. →
- I see a ring in the basement. →

Introduces the key sentence structure(s) with illustrations.

Introduces the sentences that apply the key words in STEP 1. Simple grammar tips are provided.

Students practice the key sentence structure(s) through various types of exercises.

• STEP 3 Writing Practice

Writing Practice

1 Look and number.

- I see a piano in the attic.
- I see a shark in the bathroom.

I see Moo's house.

I see onions in the kitchen.

I see a doll in the bedroom.

Aaahh!!!

2 Read and complete.

Strange House by Plop

I see Moo's house.

I see onions in the kitchen.

I see

What a strange house!

Students complete a sample writing based on the cartoon.

Students are exposed to a fun and silly cartoon about the monster characters that includes the key sentence structure(s). They are required to place the correct stickers or find the correct sentences for the empty conversation bubbles.

• STEP 4 Writing Project

Students prepare to write their own piece of writing based on the materials in STEP 1 to 3. They are allowed to engage in a variety of activities, such as coloring or drawing pictures as they brainstorm in order to reduce the pressure of having to complete a brainstorming activity.

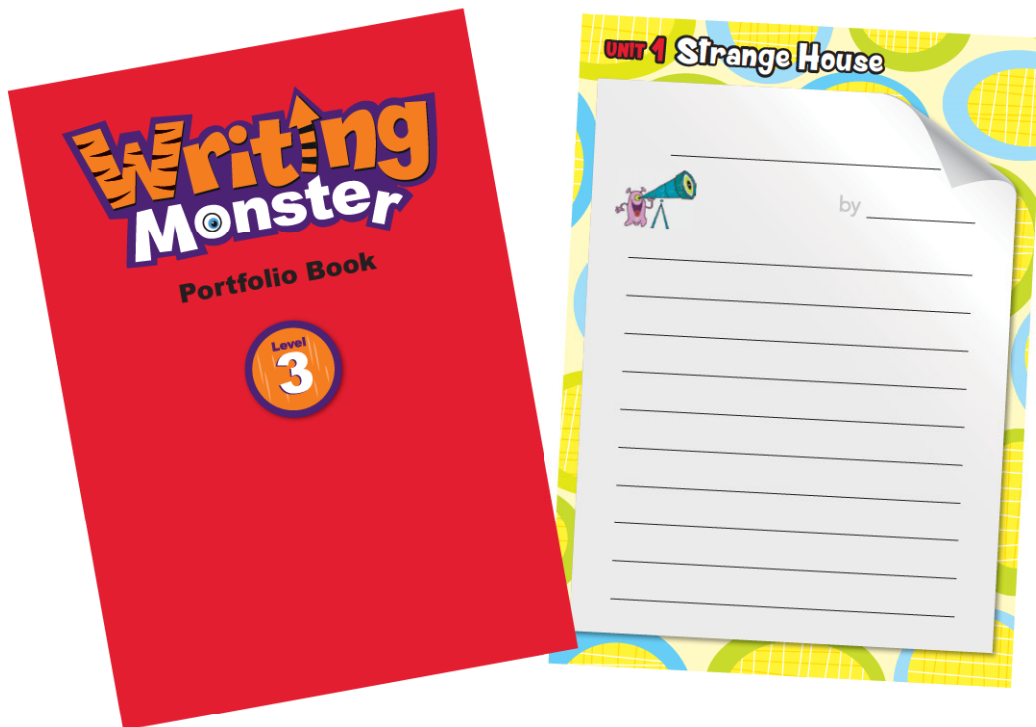
Students write a rough draft of their writing. Students can experience various types of writing, such as journals, letters, posters, etc.

• PROJECT 1 & 2

The Project section is provided at the end of every five units. Students apply the key words and key sentence structure(s) in a new topic.

- **Portfolio Book**

A Portfolio Book is included at the back of the Student Book for students to rewrite a final copy of their writing. The Portfolio Book is perforated so that each page can be easily detached for display.



- **Free Mobile Web & Application**

Scan the QR code on the cover of the Student Book with your smartphone to access the audio files. Search “writing monster” from the Google Play Store to download the free application.





CONTENTS

About the Monsters & About the Writer 8

UNIT 1 **Short Story** Strange House 10

Words Places Around the House
Sentence I **see** a T-shirt **in** the bedroom.

UNIT 2 **Journal** I Am Brave! 18

Words Insects & Animals
Sentences I **am scared of** spiders.
I **am not scared of** butterflies.

UNIT 3 **Journal** Healthy Family 26

Words Healthy Habits
Sentence My dad **should** eat breakfast.

UNIT 4 **Diary** Surprise Gifts 34

Words Home Appliances
Sentences I **got** a smartphone.
I **liked** it. / I **didn't like** it.

UNIT 5 **E-mail** On Vacation 42

Words Places
Sentences I **went to** the beach.
It was exciting.

PROJECT 1 **Letter** Dear Mr. Insect Killer 50

UNIT 6	Poster	My Dream Jobs	52
	Words	Jobs & Job Skills	
	Sentences	I want to be a singer. I want to sing songs.	
UNIT 7	Weather Forecast	Weather Forecast	60
	Words	Weather	
	Sentence	Monday will be a sunny day.	
UNIT 8	Diary	Plans for Tomorrow	68
	Words	Fun Activities	
	Sentences	I will play with friends. I will not take a nap.	
UNIT 9	Journal	My Adventures	76
	Words	Nature	
	Sentences	I have been to an island. It was great.	
UNIT 10	Diary	My Food Diary	84
	Words	Food & Tastes	
	Sentences	I like cotton candy because it's sweet. I don't like coffee because it's bitter.	
PROJECT 2	Journal	Playing with My Best Friends	92
		Picture Dictionary	94

About the Monsters



My name is Volt.
I'm five hundred years old.
I play the drums.
I like to jump.

e **Volt**



e **Turly**

My name is Turly.
I'm an elementary school student.
My best friend is Volt.
My birthday is December 12.



My name is Plop.
I'm in the third grade.
My best friend is Moo.
My birthday is July 7.

e **Plop**

My name is Moo.
I'm four hundred years old.
I play the piano.
I like to hide.



e **Moo**

About the Writer

My name is _____ .

name

I'm _____

years old.

seven / eight / nine / ten

I'm _____ .

a kindergartener / an elementary school student

I'm in the _____

grade.

first / second / third

I play the _____ .

musical instrument

I like to _____ .

hobby

My best friend is _____ .

best friend's name

My birthday is _____ .

birthday

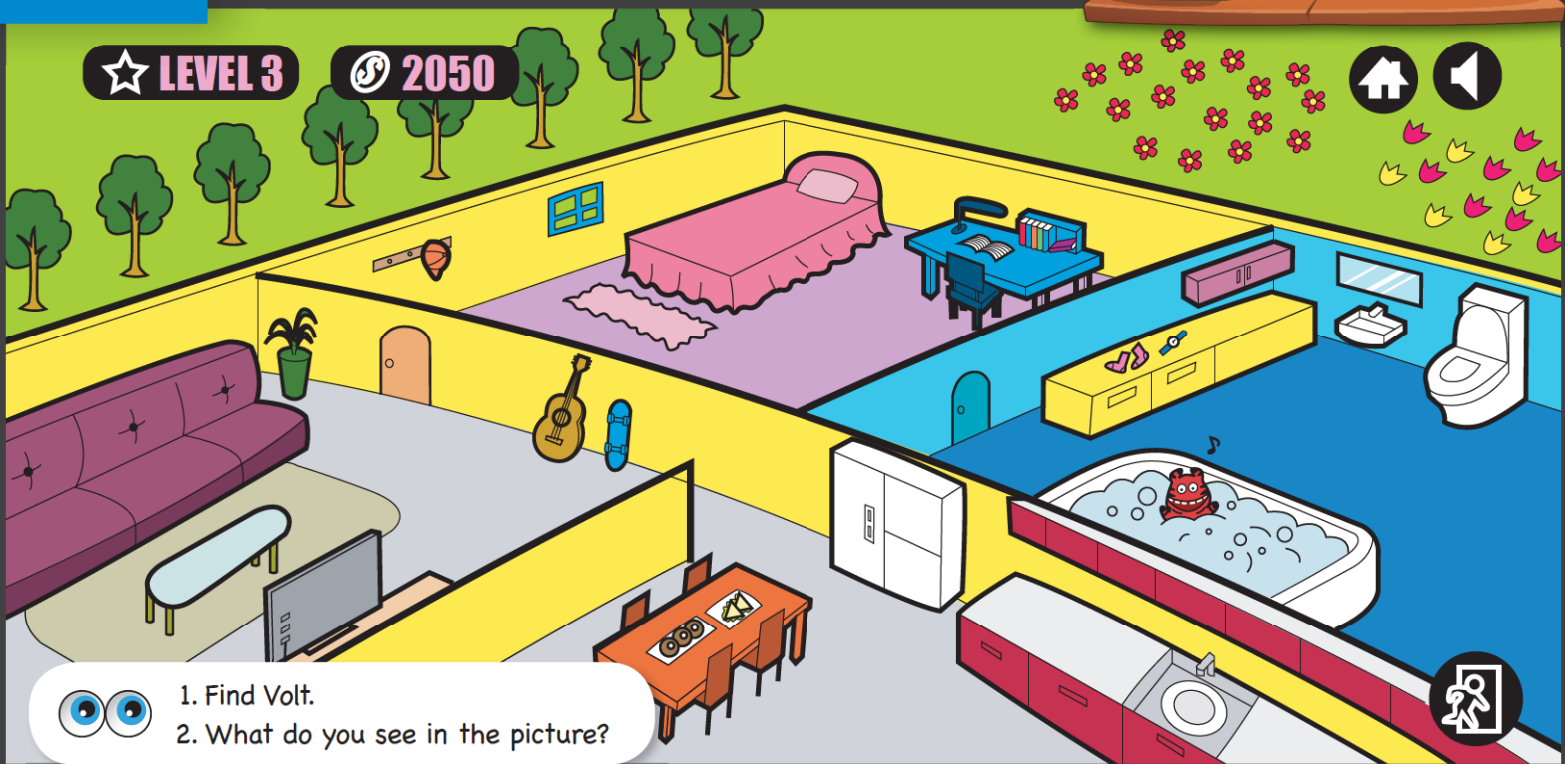
This is my book.

signature

Strange House

TYPE Short Story
 WORDS Places Around the House
 SENTENCE I see a T-shirt in the bedroom.

★ LEVEL 3 ⌚ 2050



1. Find Volt.
2. What do you see in the picture?



Word Practice

1 Look and learn. 🎧 01




bedroom



living room



kitchen



bathroom



garden



garage




attic





basement


2 Correct the words.


1.  → attin


 attic


2.  → kitchin

3.  → gerage

4.  → badroom

5.  → vasement

6.  → bateroom

7.  → riving room

8.  → gardon

MONSTER TIME



Check the words you know. Tell me the meanings.

porch	dining room	doghouse	study
□	□	□	□



Sentence Practice

I see a T-shirt in the bedroom.



1 Look and learn. 02

1. I see a piano in the living room.



2. I see tomatoes in the kitchen.



3. I see a water gun in the bathroom.



4. I see bushes in the garden.




5. I see a skateboard in the garage.



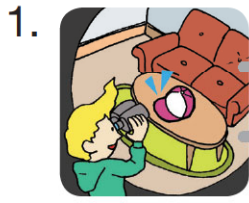
6. I see a doll in the attic.




7. I see bikes in the basement.




2 Look and write.



I see a cap in the living room.



shoes



flowers



a sandwich

3 Cross out and write.

1. I see gloves in the ~~a~~ attic.

→ I see gloves in the attic.

2. I not see bugs in the bathroom.

→

3. I see socks in the garlic. garage.


→

4. I He see a ring in the basement.


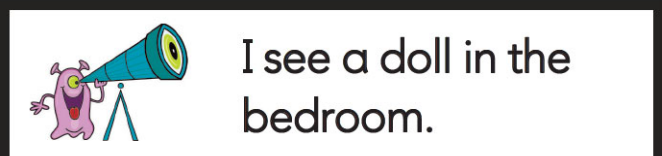


→



Writing Practice

1 Look and number.  03

- ① I see a piano in the attic.
- ② I see a shark in the bathroom.



2 Read and complete.

Strange House

by Plop



I see Moo's house.




I see onions in the kitchen.



I see




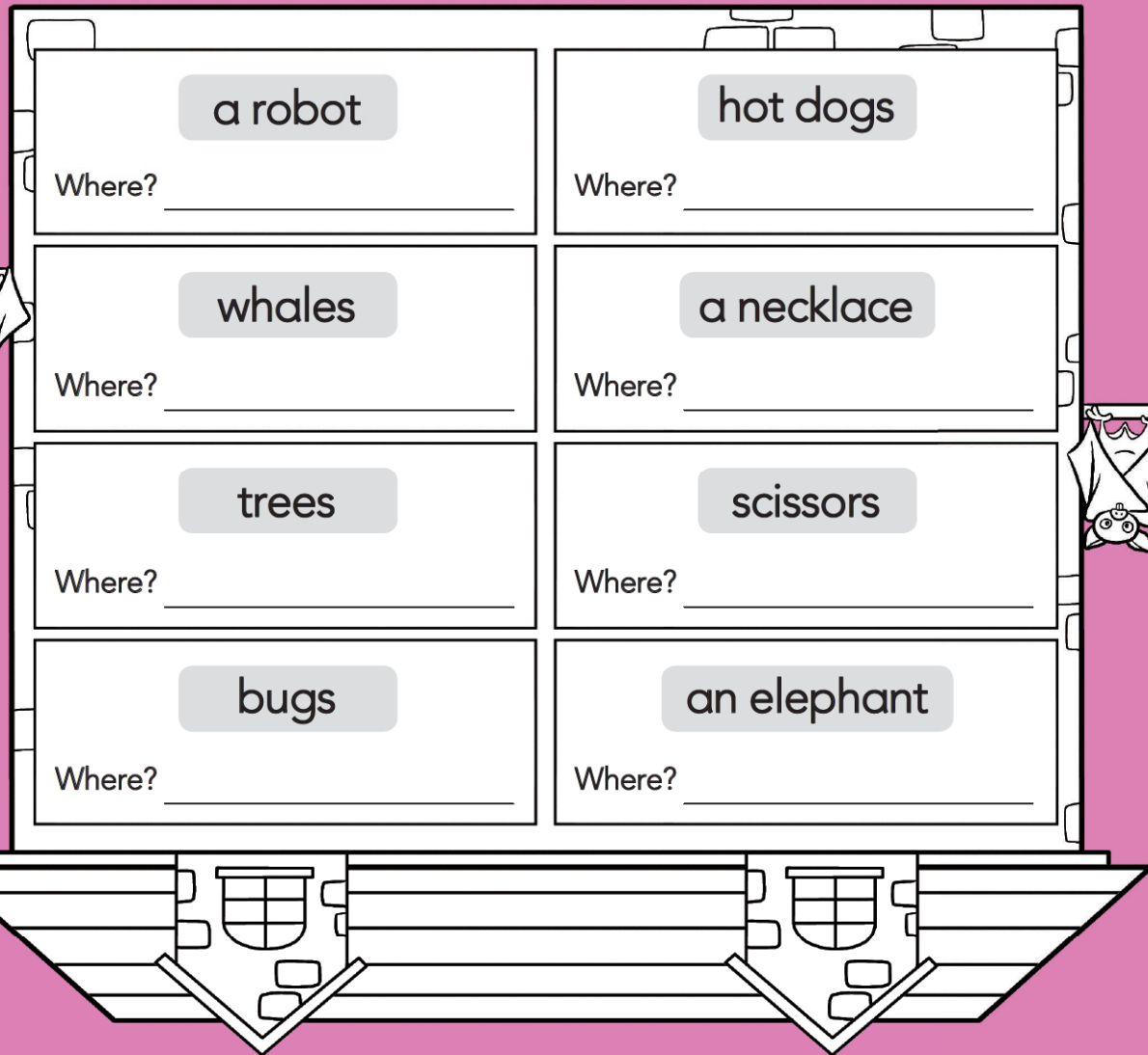
What a strange house!





Writing Project

1 You are in a strange house. In which room do you see these things?



dining room

study

doghouse

porch

Tip in the porch (X)
on the porch (O)

2 Write on your own.



Strange House

by _____

I see a strange house.

What a strange house!
