

Speaking



Que



Contents

Unit 1 I'm Julie 8

Pattern Drill Personal Pronouns 1: 1st & 2nd person

Speech Presentation: About Myself

Unit 2 What's She Like? 14

Pattern Drill Personal Pronouns 2: 3rd person

Speech Presentation: My Best Friend

Unit 3 How's the Weather? 20

Pattern Drill Impersonal Subject: It

Speech Presentation: Weather Report

Unit 4 He Is Tall 26

Pattern Drill Auxiliary Verb: Does

Speech Presentation: My Family

Unit 5 What's Your Hobby? 32

Pattern Drill Gerunds: enjoy/like + -ing

Speech Presentation: My Hobbies

Review 1 Units 1 - 5 38

Unit 6 **Martin's Dinosaurs** 42

Pattern Drill Prepositions of Position: in, on, under, by

Speech Presentation: My Room

Unit 7 **What Are You Doing?** 48

Pattern Drill Present Continuous Tense

Speech Presentation: Who Is in the Picture?

Unit 8 **Wash Your Hands** 54

Pattern Drill Imperative Sentences

Speech Presentation: Dos and Don'ts

Unit 9 **Can I Speak to Julie?** 60

Pattern Drill Telephone Expressions

Speech Presentation: Message for You

Unit 10 **What Did You Do?** 66

Pattern Drill Past Tense: Regular & Irregular verbs

Speech Presentation: My Day at School

Review 2 **Units 6 - 10** 72

Introduction

Speaking Cue is a fun, interactive, and practical speaking book series targeted for beginners in English conversation who have mastered phonics and can read and understand simple sentences of 4~5 words. Students will improve their speaking skills by following the daily lives of the main characters, Julie and her friends.

Each unit starts with a four-cut cartoon which reflects students' daily lives or events. Two key presented in each unit help students learn useful expressions in familiar situations that they may encounter. Students acquire proper grammar knowledge as well as vocabulary for speaking while they are practicing these key expressions through diverse activities. After acquiring grammar and vocabulary knowledge, students learn how to apply this knowledge to higher stages of speaking skills: presentation, discussion, and debate. They also learn how to use graphic organizers to prepare for their presentation and how to gather information needed for discussion and debate.

Hybrid CDs reinforce students' speaking skills in more active ways. Students can record their voices to describe pictures, answer questions, and do role-plays. Additionally, video clips of presentations recorded by native English speakers expose students to higher stages of speaking skills.

Meet the Characters



Julie is a girl who is friendly, bright, and considerate. She lives with her parents and her brother, Brian. Julie has many friends who love her very much.



Martin is a new student from Canada, and he becomes one of Julie's best friends. He is very well-behaved and smart.



Sarah is one of Julie's best friends who has long blond hair. Sarah is adorable and somewhat whimsical.



Chris is Julie's friend who is good at all kinds of sports, especially soccer.



Willy is Julie's friend who has a soft voice and always likes to eat snacks.

Student Book

1 I'm Julie

Listen to the dialog.

1. Hello, I'm Amy. What's your name?
I'm Julie.
Nice to meet you, Amy.

2. Where are you from?
I'm from America.

3. What's your favorite food?
Pizza.
I like hot dogs.
Try it.
Hmm, it's good.

Listen and repeat the words. Then repeat the dialog.

America favorite hot dog try

Practice the conversations with your friend.

1. Where are you from?
I'm from **America**.

1. France 2. Japan 3. India

2. What's your favorite food?
I like **hot dogs**.

1. sport 2. animal 3. food
a) basketball b) cat c) pizza

Four-Cut Cartoon at the beginning of every unit is designed to lead the students to the key themes and language structures that appear throughout the following parts of the unit. The stories about the main characters' daily lives really appeal to students since the stories reflect children's real lives. The animated cartoons in the Hybrid CDs are even more appealing and engaging.

Say It! Say It! has two key expressions that provide excellent grammar practice while speaking. Students learn how to apply new vocabulary and grammatical rules through drilling exercises for authentic conversation.

Picture Dictionary provides the definitions and the pictures for students' better understanding. The close-up video clips of a native English speaker in the Hybrid CDs help students to correctly pronounce each word.

TALK! TALK!

Play a role with your friend.

1. Hello, I'm Amy.
What's your name?
I'm **Julie**.
Nice to meet you.
Where are you from?
I'm from **America**.
What's your favorite **sport**?
I like **tennis**.

2. Liu
China
animal
panda

3. Angela
Canada
food
pasta

Interview your friends and complete the chart.

What Is Your Favorite?

1. What's your favorite food?
My favorite food is ... / I like ...

2. What's your favorite sport?
My favorite sport is ... / I like ...

3. What's your favorite animal?
My favorite animal is ... / I like ...

Questions	1	2	3
Name:			
Name:			
Name:			
Name:			

Interview gives students a chance to recycle and be more creative with previously learned expressions through the form of interview. Students will interview five classmates with the given questions and be encouraged to share what they have learned with the class. Once students have rehearsed, they enjoy coming to the front of the class in pairs to role-play their interviews.

Talk! Talk! is a role-playing activity that provides simple dialogs to practice the key expressions in each unit. Students enhance their speaking skills through role-playing, especially when they alternate roles. The picture beside each dialog helps students visualize the situation so they understand the context. Additional vocabulary can be substituted for the highlighted areas in the dialog to encourage students to use the target expressions in similar but different situations.

SPEECH NOTE **SPEECH MASTER**

Where are you from and what do you like? Draw a picture of yourself. Then write down some information about yourself.

Complete the script and give a speech about yourself.

My Name: _____

My Country: _____

My Favorite Food: _____

My Favorite Sport: _____

My Favorite Animal: _____

About Myself

Intro

Hello, everyone.
Nice to meet you.
Let me introduce myself.

Body

My name is _____
I'm from _____
My favorite food is _____
My favorite sport is _____
And, I like _____
They're my favorite animal.

Closing

Thank you for listening.

Speech Master assists students to create a script relevant to themselves based on Speech Note. They will be encouraged to perform their speech in front of the class, which provides valuable experience for developing presentation skills. Students can also refer to the presentations of native English speakers who are similar in age in the Hybrid CD, so that they can imitate authentic role models to improve their public speaking skills.

Speech Note trains students to activate latent English knowledge from previous study and to organize their ideas. This section helps students compose a speech in a logical manner using graphic organizers. This allows them to become a more confident and eloquent presenter.

Workbook

I'm Julie

Find the word and complete the sentence.

- she from new I'm _____ France.
- etish the meeth Nice to _____ you.
- elfavariemo My _____ food is pizza.
- tyjebaseball I like _____.

Look at the pictures and complete the crossword puzzle.

Across: 1. 2. 3. 4. 5.

Down: 1. 2. 3. 4. 5.

1. Listen and check the correct picture.

-
-
-
-

2. Listen and circle T for true or F for false.

- T F
- T F
- T F
- T F

The aim of this section is to review the key vocabulary in the Student Book. This section reinforces spelling as well as meaning of each vocabulary word through different types of activities.

This section reinforces the key expressions by a variety of listening activities using pictures. Students are required to listen and check the correct picture, label the picture that matches the statement, or select True or False according to what they hear on the audio CD.

Listen and fill in the blanks.

Amy: Hello, I'm Amy. What's your _____?
Liu: I'm Liu. Nice to meet you.
Amy: Where are you from?
Liu: I'm _____ China.
Amy: What's your _____ animal?
Liu: I _____ pandas.

Listen and circle the best answer.

- I'm from India. I like hot dogs.
 I'm Amy. My name is Julie.
 Nice to meet you. I'm from Canada.
- My favorite food is pizza. I like basketball.
 Let me introduce myself. I like pandas.
 I like dogs. I like pizza.

Circle the correct word(s) and say aloud.

- I'm from (India / America).
- What's your (favorite / like) animal?
- My favorite (sport / food) is baseball.
- (Who / Where) are you from?
- Try this (baseball / hot dog). It's delicious.

Unscramble the words and say aloud.

- to you meet nice _____
- your food What's ? favorite _____
- from I'm Japan _____
- introduce Let myself me _____

This section helps students build grammatical structure for accuracy and fluency in speaking. It contains exercises that ask students to find the statement that best describes the picture, choose the correct words, or unscramble words to complete sentences.

This section consists of dictation and multiple-choice questions so that students can improve their listening comprehension and communicative skills. First, students are asked to complete the sentences using key words and expressions while they are listening to the dialog, and this will help them with phonics awareness. Then, they will choose the best answer to each question, which expands their ability to respond properly in real-life situations.

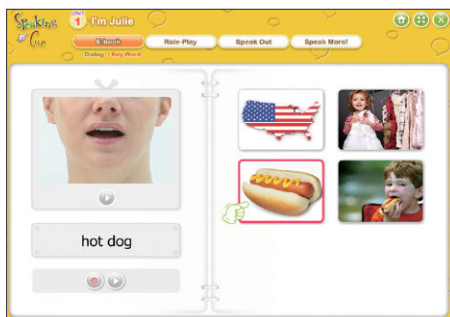
Hybrid CD

When a student wants to develop fluent speaking and communicative skills, it is crucial to do sufficient vocal exercises. Speaking Cue's Hybrid CD is carefully designed to make this possible. It gives students abundant opportunities for actual practice in speaking by providing recording activities in almost every section.



E-Book > Dialog

Animated cartoon with vivid audio tracks stimulates students' motivation to learn. Students are allowed to scan and enjoy the dialogs while being exposed to the main topic and the key expressions. The words are highlighted while they are spoken at a proper speed, so students are exposed to the natural speed of native English speakers.



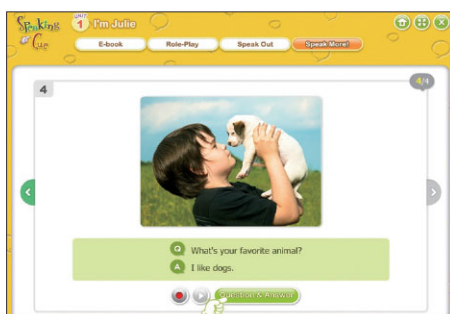
E-Book > Key Word

Video clips of a native speaker's pronunciation encourage students to imitate the articulation before recording their own voice. This section enables students to develop an accent that sounds more like a native English speaker's accent. This gives students more confidence while speaking English.



Speak Out > Speech Master

Modeled presentations of young native English speakers challenge foreign peers to become stronger presenters in terms of intonation, choice of vocabulary, and fluency. This section provides instruction and criteria of how a proper public speech should be performed.





Speak More!

This section provides reinforcement for responding with structurally correct answers using language items relevant to the unit. Students are expected to record their answers promptly and properly to the four different questions. This section is designed for further practice in speaking which is not included in the Student Book.

1 I'm Julie

Listen to the dialog.



Listen and repeat the words.



Then repeat the dialog.



America



favorite



hot dog



try

Practice the conversations with your friend.

CD-1
5

Conversation 1

- A** Where are you from?
- B** I'm from **America**.

1.



France

2.



Japan

3.



India

Conversation 2

- A** What's your favorite **food**?
- B** I like **hot dogs**.

1.



- A** sport
- B** basketball

2.



- A** animal
- B** cats

3.



- A** food
- B** pizza

Play a role with your friend.



A: Hello. I'm Amy.

What's your name?

B: I'm 1 Julie.

Nice to meet you.

A: Where are you from?

B: I'm from 2 America.

A: What's your favorite 3 sport?

B: I like 4 soccer.



1 Liu

2 China

3 animal

4 pandas



1 Angela

2 Canada

3 food

4 pasta

Interview your friends and complete the chart.



What Is Your Favorite?



1. What's your favorite food?
→ My favorite food is ... / I like ...
2. What's your favorite sport?
→ My favorite sport is ... / I like ...
3. What's your favorite animal?
→ My favorite animal is ... / I like ...

Question	1	2	3
Friend Name:			
Name:			
Name:			
Name:			
Name:			

SPEECH NOTE

Where are you from and what do you like? Draw a picture of yourself. Then write down some information about yourself.


My Name:

My Country:

My Favorite Food:

My Favorite Sport:

My Favorite Animal:



Complete the script and give a speech about yourself.

About Myself

Intro

Hello, everyone.

Nice to meet you.

Let me introduce myself.

Body

My name is _____.

I'm from _____.

My favorite food is _____.

My favorite sport is _____.

And, I like _____.

They're my favorite animal.

Closing

Thank you for listening.