

Speaking



Que



Contents

Unit 1 Will You Join Us? 8

Pattern Drill Future Tense: will

Speech Presentation: Birthday Invitation

Unit 2 We Won the Game 14

Pattern Drill Past Tense: Irregular verbs

Speech Presentation: Sports Report

Unit 3 Let Me Help You 20

Pattern Drill Let me + V, Give/Bring + I.O. + D.O.

Speech Presentation: With My Grandparents

Unit 4 It Can Be Recycled 26

Pattern Drill Passive Voice 1

Speech Presentation: Recycling

Unit 5 What Can Be Sold? 32

Pattern Drill Passive Voice 2

Speech Presentation: Plans for the Fund-raiser

Review 1 Units 1 - 5 38

Unit 6 **Is Junk Food Bad?** 42

Pattern Drill Expressions for Class Debates

Speech **Debate 1:** Is Junk Food Really Bad?

Unit 7 **I've Lost My Dog** 48

Pattern Drill Present Perfect Tense 1

Speech **Presentation:** Finding My Lost Dog

Unit 8 **Have You Ever...?** 54

Pattern Drill Present Perfect Tense 2

Speech **Debate 2:** Is Raising a Pet Valuable?

Unit 9 **We'd Better Stop Him** 60

Pattern Drill **Modals:** had better, had better not

Speech **Debate 3:** Are Computers Useful?

Unit 10 **Happy New Year!** 66

Pattern Drill **Conjunction of Purpose:** so that

Speech **Presentation:** My New Year's Resolution

Review 2 **Units 6 - 10** 72

Introduction

Speaking Cue is a fun, interactive, and practical speaking book series targeted for beginners in English conversation who have mastered phonics and can read and understand simple sentences of 4~5 words. Students will improve their speaking skills by following the daily lives of the main characters, Julie and her friends.

Each unit starts with a four-cut cartoon which reflects students' daily lives or events. Two key presented in each unit help students learn useful expressions in familiar situations that they may encounter. Students acquire proper grammar knowledge as well as vocabulary for speaking while they are practicing these key expressions through diverse activities. After acquiring grammar and vocabulary knowledge, students learn how to apply this knowledge to higher stages of speaking skills: presentation, discussion, and debate. They also learn how to use graphic organizers to prepare for their presentation and how to gather information needed for discussion and debate.

Hybrid CDs reinforce students' speaking skills in more active ways. Students can record their voices to describe pictures, answer questions, and do role-plays. Additionally, video clips of presentations recorded by native English speakers expose students to higher stages of speaking skills.

Meet the Characters



Julie is a girl who is friendly, bright, and considerate. She lives with her parents and her brother, Brian. Julie has many friends who love her very much.



Martin is a new student from Canada, and he becomes one of Julie's best friends. He is very well-behaved and smart.



Sarah is one of Julie's best friends who has long blond hair. Sarah is adorable and somewhat whimsical.



Chris is Julie's friend who is good at all kinds of sports, especially soccer.



Willy is Julie's friend who has a soft voice and always likes to eat snacks.


Student Book



Four-Cut Cartoon at the beginning of every unit is designed to lead the students to the key themes and language structures that appear throughout the following parts of the unit. The stories about the main characters' daily lives really appeal to students since the stories reflect children's real lives. The animated cartoons in the Hybrid CDs are even more appealing and engaging.

Say It! Say It! has two key expressions that provide excellent grammar practice while speaking. Students learn how to apply new vocabulary and grammatical rules through drilling exercises for authentic conversation.

Picture Dictionary provides the definitions and the pictures for students' better understanding. The close-up video clips of a native English speaker in the Hybrid CDs help students to correctly pronounce each word.



Interview gives students a chance to recycle and be more creative with previously learned expressions through the form of interview. Students will interview five classmates with the given questions and be encouraged to share what they have learned with the class. Once students have rehearsed, they enjoy coming to the front of the class in pairs to role-play their interviews.

Talk! Talk! is a role-playing activity that provides simple dialogs to practice the key expressions in each unit. Students enhance their speaking skills through role-playing, especially when they alternate roles. The picture beside each dialog helps students visualize the situation so they understand the context. Additional vocabulary can be substituted for the highlighted areas in the dialog to encourage students to use the target expressions in similar but different situations.

SPEECH NOTE **SPEECH MASTER**

When is your birthday? Make an invitation card for your birthday party.

Complete the script and give a speech to invite your friends to your birthday party.

Birthday Invitation

Intro

Hi, everyone.
I'm here to invite you all to my birthday party.

The party will take place on _____
_____ so don't be late.

Body

It will take place at _____
Will you join my party?
I hope you will.
If you have any questions, please call _____

Closing

Come and light up my day with your presence!
Thank you.

Speech Master assists students to create a script relevant to themselves based on Speech Note. They will be encouraged to perform their speech in front of the class, which provides valuable experience for developing presentation skills. Students can also refer to the presentations of native English speakers who are similar in age in the Hybrid CD, so that they can imitate authentic role models to improve their public speaking skills.

Speech Note trains students to activate latent English knowledge from previous study and to organize their ideas. This section helps students compose a speech in a logical manner using graphic organizers. This allows them to become a more confident and eloquent presenter.

Workbook

1 Will You Join Us?

Find the word and complete the sentence.

- apaceridums It will take _____ on September 9th.
- abfrifjoiakki Will you _____ us, Sarah?
- oispractievj We have to _____ very hard.
- siobkcheeryo I will _____ you on instead.
- wozamatcher We will have a soccer _____.

Look at the picture and find the word.

- P P K K X X X X X X
L L I I I I I I I I I I
E E A A B B B B B B B B
N N Y Y Y Y Y Y Y Y Y Y
P P Y Y Y Y Y Y Y Y Y Y
M M T T T T T T T T T T
J J X X X X X X X X X X
-
-
-
-

Listen and circle the correct answer.

- a b
- a b
- a b
- a b

Listen and write the missing word(s) in the blanks.

- A soccer match _____ at Olympic Stadium.
- The girls are wearing _____.
- That's a _____.
- I will _____ you _____.

The aim of this section is to review the key vocabulary in the Student Book. This section reinforces spelling as well as meaning of each vocabulary word through different types of activities.

This section reinforces the key expressions by a variety of listening activities using pictures. Students are required to label the picture that matches the statement, listen and choose the correct answer, dictate the words, or select True or False according to what they hear on the audio CD.

Listen and fill in the blanks.

Julie: A big garage sale _____ on Wednesday, November 22nd.

Martin: What time will it start?

Julie: _____ at 3 o'clock.

Martin: _____ take place?

Julie: It will take place at Willy's house.

Listen and circle the best answer.

1. Really?

2. No, I won't.

3. That sounds great!

4. No, she can't.

5. It will take place on Sunday.

6. That's next Friday.
3. No, I'm not.

4. Yes, it will.

5. Go, team, go!

6. It will take place on March 11th.

7. No, I will cheer you on instead.

8. It will take place at the concert hall.

Look at the picture and check the correct sentence.

1. We will practice baseball.

2. A garage sale will take place.

3. We will practice basketball.

4. A concert will take place.
1. She will join a cooking class.

2. I will have some pizza.

3. She will join an art class.

4. I will have some pasta.

Unscramble the words and say aloud.

- place | to | when | will | take
- to | go | will | at | to | start
- you | will | to | join | see
- listen | see | to | can | when | take

This section helps students build grammatical structure for accuracy and fluency in speaking. It contains exercises that ask students to find the statement that best describes the picture, choose the correct words, or unscramble words to complete sentences.

This section consists of dictation and multiple-choice questions so that students can improve their listening comprehension and communicative skills. First, students are asked to complete the sentences using key words and expressions while they are listening to the dialog, and this will help them with phonics awareness. Then, they will choose the best answer to each question, which expands their ability to respond properly in real-life situations.

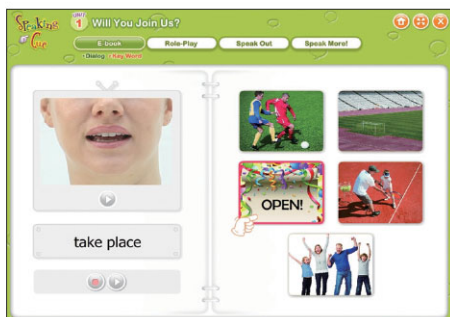
Hybrid CD

When a student wants to develop fluent speaking and communicative skills, it is crucial to do sufficient vocal exercises. Speaking Cue's Hybrid CD is carefully designed to make this possible. It gives students abundant opportunities for actual practice in speaking by providing recording activities in almost every section.



E-Book > Dialog

Animated cartoon with vivid audio tracks stimulates students' motivation to learn. Students are allowed to scan and enjoy the dialogs while being exposed to the main topic and the key expressions. The words are highlighted while they are spoken at a proper speed, so students are exposed to the natural speed of native English speakers.



E-Book > Key Word

Video clips of a native speaker's pronunciation encourage students to imitate the articulation before recording their own voice. This section enables students to develop an accent that sounds more like a native English speaker's accent. This gives students more confidence while speaking English.



Speak Out > Speech Master

Modeled presentations of young native English speakers challenge foreign peers to become stronger presenters in terms of intonation, choice of vocabulary, and fluency. This section provides instruction and criteria of how a proper public speech should be performed.



Speak More!

This section provides reinforcement for responding with structurally correct answers using language items relevant to the unit. Students are expected to record their answers promptly and properly to the four different questions. This section is designed for further practice in speaking which is not included in the Student Book.

1 Will You Join Us?

Listen to the dialog.



Listen and repeat the words.



Then repeat the dialog.



soccer match



stadium



take place



practice




cheer on

Practice the conversations with your friend. 

Conversation 1

- A** There will be a **soccer match**. When will it take place?
- B** It will take place **at 10:30 on September 9th**.
I think we'll have fun.



- A** a concert
B at 4 o'clock



- A** a birthday party
B on Tuesday



- A** a garage sale
B in January

Conversation 2

- A** I will **practice soccer**. Will you join me?
- B** No, I won't. I will **cheer you on** instead.



- A** practice the piano
B practice the violin



- A** join the art class
B join the dancing class



- A** have a hamburger
B study

Play a role with your friend.



Julie: 1 Willy's birthday party will be
2 on Saturday.

Martin: What time will it start?

Julie: It will start 3 at 5:30.

Martin: Will it take place at the school?

Julie: No, it won't.

It will take place 4 at Willy's house.



1 A concert

2 on Friday, May 31st

3 at 7:15

4 at the concert hall




1 A big garage sale

2 on Wednesday, November 22nd


3 at 3 o'clock

4 at Willy's house

Interview your friends and complete the chart.



★ When Is Your Birthday Party?



1. When will your birthday party take place?
→ It will take place on ...
2. What time will it start?
→ It will start at ...
3. Where will it take place?
→ It will take place at ...

Question	1	2	3
Friend Name:			
Name:			
Name:			
Name:			
Name:			

When is your birthday? Make an invitation card for your birthday party.

your picture

GUESS
WHO'S
TURNING

_____ age

— Invitation —

Date :

Time :

Place :

Phone Number :

Complete the script and give a speech to invite your friends to your birthday party.

Birthday Invitation

Intro

Hello, everyone.

I'm here to invite you all to my birthday party.

Body

The party will take place on _____,
day

_____,
month date

It will start at _____, so don't be late.

It will take place at _____.

Will you join my party?

I hope you will.

If you have any questions, please call _____.
phone number

Closing

Come and light up my day with your presence!

Thank you.